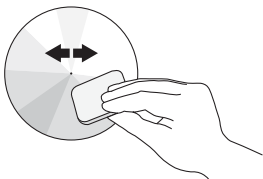
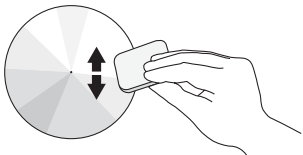


Polishing Kit Instructions

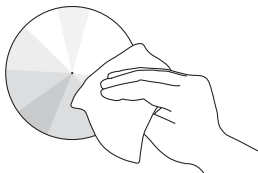
Step 1. Begin with 600mx sheet or pad.
Move across surface in one direction.



Step 2. Use 800mx sheet or pad and
move in opposite direction.



Step 3. Use 1200mx sheet or pad to clean
off any leftover residue.



Step 4. Polish with lint-free cloth.



179 Route 206, Flanders, NJ 07836

P: 973-616-0700 • F: 973-616-0133

E: info@analytical-sales.com • I: www.analytical-sales.com